

# OAKMONT HICKORY


## OAKMONT HICKORY Latte (CC)



Latte (CC)  
1/2" x 7.4" Engineered  
Wire Brushed Wood

COLOR DISPLAYED ON FRONT


## OAKMONT HICKORY Chestnut (SS)



Chestnut (SS)  
1/2" x 7.4" Engineered  
Wire Brushed Wood

COLOR DISPLAYED ON FRONT


## OAKMONT HICKORY Super Natural (N)



Super Natural (N)  
1/2" x 7.4" Engineered  
Wire Brushed Wood

COLOR DISPLAYED ON FRONT


## OAKMONT HICKORY Pristine (SF)



Pristine (SF)  
1/2" x 7.4" Engineered  
Wire Brushed Wood

COLOR DISPLAYED ON FRONT

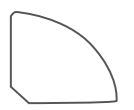

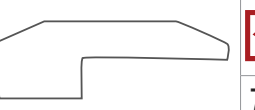
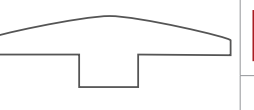


## OAKMONT HICKORY Dusk (FT)



Dusk (FT)  
1/2" x 7.4" Engineered  
Wire Brushed Wood

COLOR DISPLAYED ON FRONT

### OAKMONT HICKORY SPECIFICATIONS

PACKAGING					
PRODUCT DESCRIPTION	PCS/CTN	LBS/CTN	CTNS/PLT	SF/CTN	SF/PLT
1/2" x 7.4" Engineered Wire Brushed Wood Flooring	Varies	50	36	28.06	1010.1
PRODUCT			COORDINATING TRIM PIECES - 78"		
<b>COLLECTION</b>	OAKMONT HICKORY	<b>FINISH</b>	Aluminum Oxide	 <input checked="" type="checkbox"/>	 <input checked="" type="checkbox"/>
<b>CONSTRUCTION</b>	5 Ply Engineered 3mm Wear Layer	<b>GLOSS LEVEL</b>	Low Gloss 7% +/- .02	78"	78"
<b>THICKNESS</b>	1/2"	<b>EDGE</b>	Micro Bevel	<b>QUARTER ROUND</b>	<b>FLUSH STAIRNOSE</b>
<b>WIDTH</b>	7.400" +/- .003	<b>PROFILE</b>	TONGUE & GROOVE	 <input checked="" type="checkbox"/>	 <input checked="" type="checkbox"/>
<b>SPECIES</b>	HICKORY	<b>INSTALL GRADE</b>	Substrate < 12% RH	78"	78"
<b>TEXTURE</b>	Wire Brushed	<b>RADIANT HEAT</b>	OK	<b>THRESHOLD REDUCER</b>	<b>T-MOLDING</b>
<b>PLANK LENGTH</b>	Varies: 15" - 86.5"	<b>AVERAGE LENGTH</b>	36" to 40"	 <input checked="" type="checkbox"/>	
<b>COLORS</b>	Super Natural, Chestnut, Latte, Pristine, Dusk	<b>VARIATION</b>	MED	78"	
<b>INSTALLATION METHOD</b>	STAPLE, GLUE, FLOAT	<b>GRADE</b>	MILL RUN	<b>FLUSH REDUCER</b>	
WARRANTY					
<b>RESIDENTIAL</b>	LIFETIME	<b>COMMERCIAL</b>	5 YR		
<b>CERTIFIED</b>	FloorScore®		GREENGUARD®		



221 Lint Lane Irwin, PA 15642 • P: 800-245-5564 F: 724-446-9252 • www.linttile.com



