




# LUXE XL


**LUXE XL**  
Glacier



Glacier  
23x152cm / 9"x60"  
20mil Wear Layer

COLOR DISPLAYED ON FRONT


**LUXE XL**  
Yosemite



Yosemite  
23x152cm / 9"x60"  
20mil Wear Layer

COLOR DISPLAYED ON FRONT


**LUXE XL**  
Sequoia



Sequoia  
23x152cm / 9"x60"  
20mil Wear Layer

COLOR DISPLAYED ON FRONT


**LUXE XL**  
Sunset



Sunset  
23x152cm / 9"x60"  
20mil Wear Layer

COLOR DISPLAYED ON FRONT


**LUXE XL**  
Shenandoah



Shenandoah  
23x152cm / 9"x60"  
20mil Wear Layer

COLOR DISPLAYED ON FRONT


**LUXE XL**  
Morning Dew



Morning Dew  
23x152cm / 9"x60"  
20mil Wear Layer

COLOR DISPLAYED ON FRONT


**LUXE XL**  
Vineyard



Vineyard  
23x152cm / 9"x60"  
20mil Wear Layer

COLOR DISPLAYED ON FRONT


**LUXE XL**  
Reclaimed



Reclaimed  
23x152cm / 9"x60"  
20mil Wear Layer

COLOR DISPLAYED ON FRONT

**LUXE XL**  
Yellowstone



Yellowstone  
23x152cm / 9"x60"  
20mil Wear Layer

COLOR DISPLAYED ON FRONT

LUXE XL SPECIFICATIONS									
<b>PACKAGING</b>									
PRODUCT DESCRIPTION	PCS/CTN	SF/CTN	SF/PLT	CTNS/PLT	DEPTH	PLT/CTNR	SF/CTNR	PLT SIZE	LBS/CTNR
9" x 60" - Painted Bevel Edge EIR Emboss, Aluminum Oxide Scratch Protection	7	26.24	1574.40	60	5.5mm	17	26,764.80	N/A	N/A
<b>PRODUCT</b>					<b>PERFORMANCE</b>				
<b>COLLECTION</b>	LUXE XL		<b>TEST PERFORMED</b>		<b>ASTM</b>		<b>RATING</b>		
<b>CONSTRUCTION</b>	Rigid Core, Waterproof		<b>IMPACT SOUND CONDUCTION</b>		E492-09		63		
<b>LOCKING SYSTEM</b>	Unilin™		<b>SOUND TRANSMISSION CLASS</b>		E90-09		65		
<b>WEAR LAYER</b>	20 mil (.5mm)		<b>SLIP RESISTANCE</b>		D2047		>0.8 Low Risk		
<b>THICKNESS</b>	4.5mm + 1mm pad		<b>DIMENSIONAL STABILITY</b>		F2199		PASS <.02"/ft		
<b>ATTACHED CUSHION</b>	1mm IXPE		<b>RESIDUAL INDENTATION</b>		F1914		PASS		
<b>INSTALLATION</b>	Floating		<b>STATIC LOAD LIMIT</b>		F970		PASS		
<b>COLORS</b>	Yellowstone, Yosemite, Reclaimed, Sequoia, Shenandoah, Morning Dew, Gla- cier, Vineyard and Sunset		<b>FLEXIBILITY</b>		F137		PASS		
<b>ENVIRONMENTAL</b>					<b>RESISTANCE TO HEAT</b>		F1514		PASS
<b>INDOOR AIR QUALITY</b>	UL Greenguard		<b>RESISTANCE TO LIGHT</b>		1515		PASS		
<b>WARRANTY</b>					<b>RESISTANCE TO CHEMICALS</b>		F925		5min - PASS   24hr - PASS
<b>RESIDENTIAL</b>	35YRS		<b>RADIANT FLUX</b>		648		EXCEEDS CLASS 1		
<b>COMMERCIAL</b>	30YRS		<b>SMOKE DENSITY</b>		E662		PASS		



SCAN ME



221 LINT LANE IRWIN, PA 15642 • P: 800-245-5564 • www.linttile.com