



# PREEMINENT II

**PREEMINENT II**  
WHITE



PREEMINENT II WHITE  
60x120cm / 24"x48"  
MATTE/POLISHED



WHITE  
10x30cm / 4"x12"  
POLISHED



WHITE  
10x30cm / 4"x12"  
BULLNOSE  
MATTE/POLISHED




SHADE  
VARIATION V3

COLOR DISPLAYED ON FRONT




WHITE  
60x60cm / 24"x24"  
MATTE/POLISHED



WHITE  
30x60cm / 12"x24"  
MATTE/POLISHED



WHITE  
26x29cm / 10.25"x11.75"  
3"x3" HEXAGONAL MOSAIC  
MATTE



WHITE  
30x30cm / 11.75"x11.75"  
2"x2" MOSAIC  
MATTE











WHITE  
28.5x34.5cm / 11.22"x13.66"  
4"x4" HEXAGONAL MOSAIC  
SCORED MATTE

## PREEMINENT II PACKAGING INFORMATION

SIZES AVAILABLE	PCS/CTN	SF/CTN	SF/PLT	CTNS/PLT	PEI
2" x 2" - MOSAIC 11.75" x 11.75" SHEET Matte- All Colors	10	N/A	N/A	36	4
24" x 48"-Matte/Polished	2	15.49	542.15	35	4
4" x 12" - Polished	20	6.66	479.52	72	4
4" x 12" - BULLNOSE Matte/Polished- All Colors	20	N/A	N/A	72	4
12" x 24"-Matte/Polished	8	15.38	492.16	32	4
24" x 24"-Matte/Polished	4	15.46	494.72	32	4
3" x 3" Hexagonal - MOSAIC 10.25" x 11.75" SHEET Matte- All Colors	10	N/A	N/A	36	4
4" x 4" Hexagonal - MOSAIC 11.22" x 13.66" SHEET Scored Matte- All Colors	10	N/A	N/A	36	4

## PREEMINENT II KEY FEATURES

						
Water Absorption	Breaking Strength	Shade Variations	Mohs	Frost Resistance	Chemical Resistance	D.C.O.F. Wet
< 0.5%	≥425 lbs	V3	7 Matte	Resistant	Class B Matte	≥ 0.42 Matte
*Key features apply to floor tile only.						



SCAN ME



# LINT TILE

221 Lint Lane Irwin, PA 15642 • P: 800-245-5564 • www.linttile.com