

SHERRON


Rectified Porcelain Tile

SHERRON WHITE




SHERRON WHITE
60x120cm / 24"x48"
MATTE/POLISHED

COLOR DISPLAYED ON FRONT



WHITE
30x30cm / 11.75"x11.75"
2"x2" MOSAIC
MATTE



WHITE
60x60cm / 24"x24"
MATTE/POLISHED



WHITE
28.5x34.5cm / 11.22"x13.66"
4"x4" HEXAGONAL MOSAIC
SCORED MATTE



WHITE
30x60cm / 12"x24"
MATTE/POLISHED




WHITE
26x29cm / 10.25"x11.75"
3"x3" HEXAGONAL MOSAIC
MATTE



WHITE
10x30cm / 4"x12"
BULLNOSE
MATTE/POLISHED


SHADE
VARIATION V3

SHERRON ORO




SHERRON ORO
60x120cm / 24"x48"
MATTE/POLISHED

COLOR DISPLAYED ON FRONT




ORO
30x30cm / 11.75"x11.75"
2"x2" MOSAIC
MATTE



ORO
60x60cm / 24"x24"
MATTE/POLISHED



ORO
28.5x34.5cm / 11.22"x13.66"
4"x4" HEXAGONAL MOSAIC
SCORED MATTE



ORO
30x60cm / 12"x24"
MATTE/POLISHED



ORO
26x29cm / 10.25"x11.75"
3"x3" HEXAGONAL MOSAIC
MATTE



ORO
10x30cm / 4"x12"
BULLNOSE
MATTE/POLISHED

SHADE
VARIATION V3

SHERRON PACKAGING INFORMATION

| SIZES AVAILABLE | PCS/CTN | SF/CTN | SF/PLT | CTNS/PLT | PEI |
|---|---------|--------|--------|----------|-----|
| 2" x 2" - MOSAIC 11.75" x 11.75" SHEET Matte- All Colors | 10 | N/A | N/A | 36 | 4 |
| 3" x 3" - HEXAGONAL MOSAIC 10.25" x 11.75" SHEET Matte- All Colors | 10 | N/A | N/A | 36 | 4 |
| 4" x 4" - HEXAGONAL MOSAIC 11.22" x 13.66" SHEET Scored Matte- All Colors | 10 | N/A | N/A | 36 | 4 |
| Rectified 24" x 48"-Matte/Polished | 2 | 15.49 | 542.15 | 35 | 4 |
| 4" x 12" - BULLNOSE Matte/Polished- All Colors | 20 | N/A | N/A | 72 | 4 |
| Rectified 12" x 24"-Matte/Polished | 8 | 15.38 | 492.16 | 32 | 4 |
| Rectified 24" x 24"-Matte/Polished | 4 | 15.46 | 494.72 | 32 | 4 |

SHERRON KEY FEATURES

| Water Absorption | Breaking Strength | Shade Variations | Mohs | Frost Resistance | Chemical Resistance | D.C.O.F. Wet |
|------------------|-------------------|------------------|------|------------------|---------------------|--------------|
| < 0.5% | ≥ 425lbs | V3 | 7 | Resistant | Resistant | > 0.42 Matte |

*Key features apply to floor tile only.



SCAN ME



LINT TILE

221 Lint Lane Irwin, PA 15642 • P: 800-245-5564 • www.linttile.com