



MIRO



20x120cm / 8"x48"
MATTE



26x29cm / 10.25"x11.75"
3"x3" HEXAGONAL MOSAIC
MATTE











2"x2" MOSAIC
30x30cm / 12"x12" SHEET
MATTE



MIRO PACKAGING INFORMATION

SIZES AVAILABLE	PCS/CTN	SF/CTN	CTNS/PLT	SF/PLT	LBSCTN	PEI
8" x 48"- Matte Rectified	7	18.08	44	795.67	70.55	4
2" x 2" - MOSAIC 11.75" x 11.75" SHEET Matte- All Colors	10	N/A	N/A	36	N/A	N/A
3" x 3" Hexagonal - MOSAIC 10.25" x 11.75" SHEET Matte- All Colors	10	38	N/A	36	N/A	N/A

MIRO KEY FEATURES

						
Water Absorption	Breaking Strength	Shade Variations	Mohs	Frost Resistance	Chemical Resistance	D.C.O.F. Wet
< 0.5%	≥ 275 lbs	V2	7	Resistant	CLASS A Resistant	≥ 0.42
*Key features apply to floor tile only.						



221 LINT LANE IRWIN, PA 15642
P: 800-245-5564 F: 724-446-9252
www.linttile.com



SCAN ME

MIRO

Glazed Porcelain
Rectified



MIRO - TERRA



**MIRO
FUMO**

MIRO
FUMO
20x120cm / 8"x48"
MATTE




FUMO
30x30cm / 11.75"x11.75"
2"x2" MOSAIC
MATTE



FUMO
26x29cm / 10.25"x11.75"
3"x3" HEXAGONAL
MOSAIC
MATTE

**MIRO
TERRA**

MIRO
TERRA
20x120cm / 8"x48"
MATTE



TERRA
30x30cm / 11.75"x11.75"
2"x2" MOSAIC
MATTE




TERRA
26x29cm / 10.25"x11.75"
3"x3" HEXAGONAL
MOSAIC
MATTE



**MIRO
FUOCO**

MIRO
FUOCO
20x120cm / 8"x48"
MATTE



FUOCO
30x30cm / 11.75"x11.75"
2"x2" MOSAIC
MATTE




FUOCO
26x29cm / 10.25"x11.75"
3"x3" HEXAGONAL
MOSAIC
MATTE




MIRO - NUBOLE

**MIRO
NATURE**

MIRO
NATURE
20x120cm / 8"x48"
MATTE



NATURE
30x30cm / 11.75"x11.75"
2"x2" MOSAIC
MATTE



NATURE
26x29cm / 10.25"x11.75"
3"x3" HEXAGONAL
MOSAIC
MATTE

**MIRO
NUBOLE**

MIRO
NUBOLE
20x120cm / 8"x48"
MATTE



NUBOLE
30x30cm / 11.75"x11.75"
2"x2" MOSAIC
MATTE



NUBOLE
26x29cm / 10.25"x11.75"
3"x3" HEXAGONAL
MOSAIC
MATTE