

TEAK

5" Engineered Wood Floors










**TEAK
ROME**



Rome
1/2" x 5" Engineered
1.2 mm Wear Layer
Wire Brushed Wood
#LW-TEA 5-ROM

TEAK ROME

TEAK 5"

TEAK 5" SPECIFICATIONS								
PACKAGING								
PRODUCT DESCRIPTION	PCS/CTN	LBS/CTN	CTNS/PLT	SF/CTN	SF/PLT			
1/2" x 5" Wire Brushed Engineered	Varies	39.02	36	26.25	945			
PRODUCT				COORDINATING TRIM PIECES - 78"				
COLLECTION	TEAK		WEAR LAYER	1.2 MM		<input checked="" type="checkbox"/>		<input checked="" type="checkbox"/>
CONSTRUCTION	Multi-layered Engineered		GLOSS LEVEL			Sold by ft		Sold by ft
THICKNESS	Engineered	1/2" (12mm)	EDGE	V Bevel	QUARTER ROUND		FLUSH STAIRNOSE	
WIDTH	Engineered	5" +/- .003	PROFILE	TONGUE & GROOVE		<input checked="" type="checkbox"/>		<input checked="" type="checkbox"/>
SPECIES	ENGINEERED TEAK		INSTALL GRADE			Sold by ft		Sold by ft
TEXTURE	Wire Brushed		RADIANT HEAT		THRESHOLD REDUCER		T-MOLDING	
PLANK LENGTH	Engineered	Random up to 47"	AVG LENGTH			<input checked="" type="checkbox"/>	 	
COLORS	Rome		VARIATION	MID - HIGH		Sold by ft		
INSTALLATION METHOD	Glue down or Nail down		GRADE	MILL RUN	FLUSH REDUCER			
WARRANTY								
RESIDENTIAL	SEE REPRESENTATIVE		COMMERCIAL					
CERTIFIED	FloorScore®		GREENGUARD®					



221 Lint Lane • Irwin, PA 15642 • 1-800-245-5564 • www.linttile.com