

LAB











LAB - BIANCO



60x120cm /24"x48"

 SHADE VARIATION V3

LAB PACKAGING INFORMATION						
SIZES AVAILABLE	PCS/CTN	LBS/CTN	SF/CTN	CTNS/PLT	SF/PLT	PEI
24" x 48" Rectified	2	34.25	15.50	32	496	4

LAB KEY FEATURES						
						
Water Absorption	Breaking Strength	Shade Variations	Mohs	Frost Resistance	Chemical Resistance	D.C.O.F. Wet
≤ 0.5%	≥ 360 lbs	V3	7	Resistant	CLASS A	≥ 0.42
*Key features apply to floor tile only.				 <p>CERTIFIED PORCELAIN™ TILE 0.5% or less water absorption</p>		



LINT TILE

221 LINT LANE IRWIN, PA 15642
P: 800-245-5564 F: 724-446-9252
www.linttile.com



SCAN ME